

# Overview - Public Entities Quarterly Reporting

Approved receipts

445.0

29.6%

Approved spending

442.1

30.4%

Surplus/(deficit)

2.9

- ☐ R billion
- ☒ R million
- ☐ R thousand

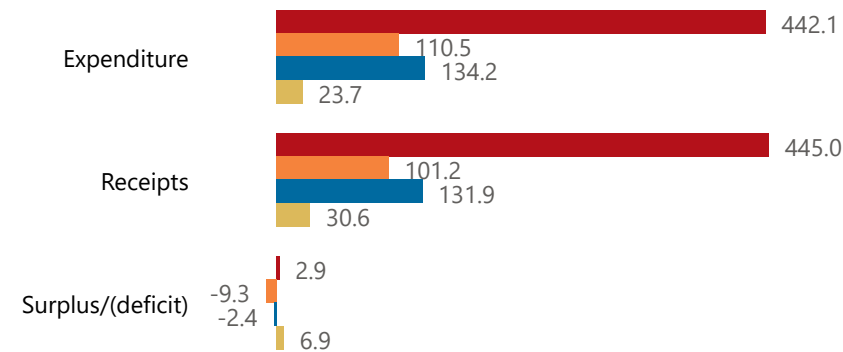


**national treasury**

Department:  
National Treasury  
REPUBLIC OF SOUTH AFRICA

## Consolidation

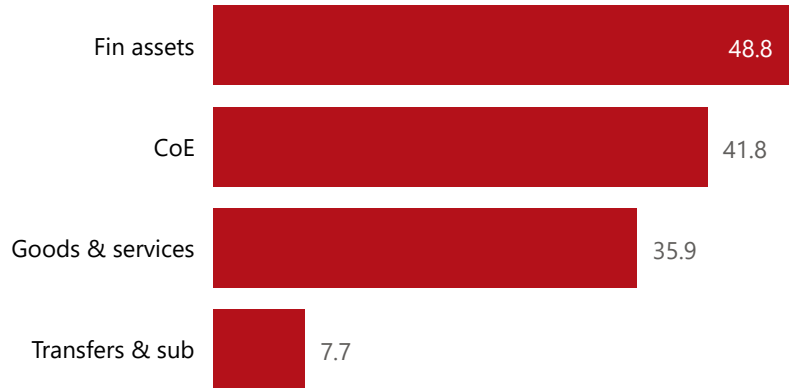
● Approved ● Forecast ● YTD ● Variance



## Composition of receipts



## Composition of spending



## Functional grouping



## Quarter

1

## Cluster

All

## Department

Trade, Industry and Competition

## Entity

National Empowerment Fund

## Spending by PFMA schedule



# Public Entities Receipts

Approved sales of G&S

(Blank)

(Blank)

Approved transfers

(Blank)

(Blank)




national treasury

Department:  
National Treasury  
REPUBLIC OF SOUTH AFRICA

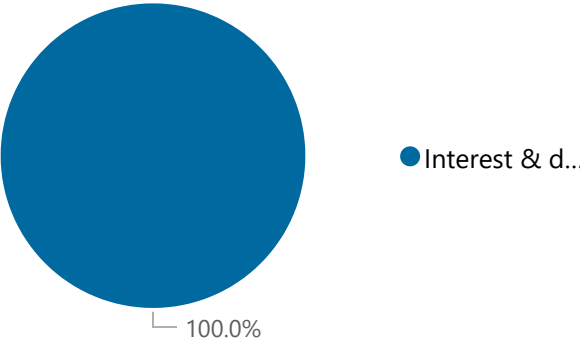
- ☐ R billion
- ☒ R million
- ☐ R thousand

## Actual vs Forecast

● Approved ● Forecast ● YTD ● Variance



## Composition of receipts



## Top 5 Receipts



## Quarter

1

## Cluster

All

## Department

Trade, Industry and Competition

## Entity

National Empowerment Fund

## Top 5 Transfers

## Receipts

Level 3	Approved	YTD	% YTD
+ Interest & dividends	400.0	131.9	100.0%
+ Fin transactions	45.0		
Total	445.0	131.9	100.0%

## Top 10 Entities

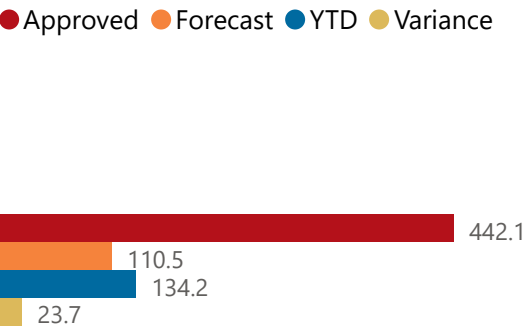
National Empowerment Fund

131.9

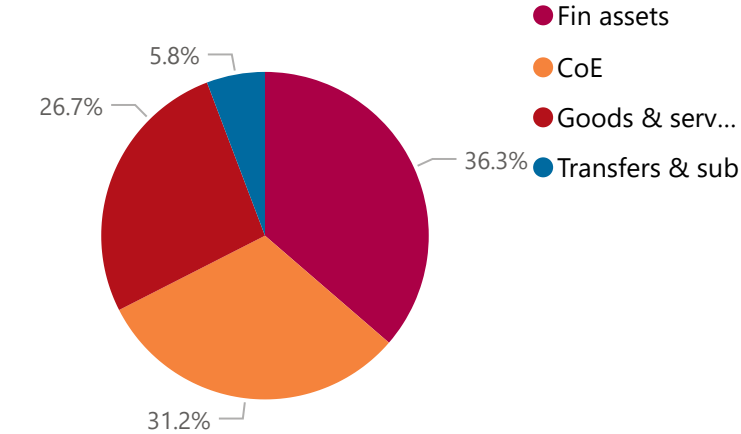
# Public Entities Spending

Approved CoE	Approved G&S	Approved transfers
267.715.6%	174.420.6%	889.929.6%

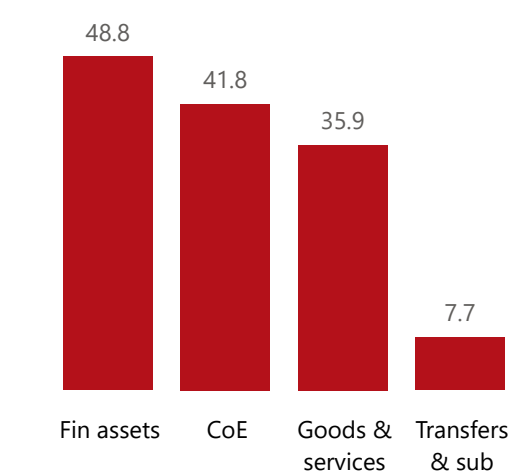
## Actual vs Forecast



## Composition of spending



## Top 5 Goods & services



## Capital assets

## Spending

Level 3	Approved	YTD	% YTD
⊕ Fin assets		48.8	36.3%
⊕ CoE	267.7	41.8	31.2%
⊕ Goods & services	174.4	35.9	26.7%
⊕ Transfers & sub		7.7	5.8%
Total	442.1	134.2	100.0%

## Top 10 Entities



○ R billion  
● R million  
○ R thousand

## Quarter

1

## Cluster

All

## Department

Trade, Industry and Competition

## Entity

National Empowerment Fund